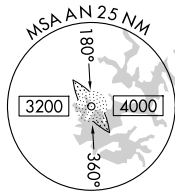


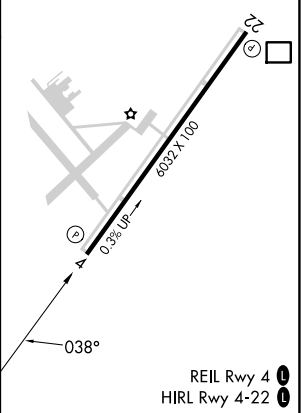
ILS Z or LOC Z RWY 4
TALLADEGA MUNI (ASN)


MISSED APPROACH: Climb to 1300 then climbing left turn to 3700 on heading 242° and on VUZ VORTAC R-095 to JOTAV INT/VUZ 30 DME and hold.

DME REQUIRED



ELEV	529		TDZE	511
------	-----	--	------	-----



CATEGORY	A	B	C	D
S-ILS 4	711- $\frac{3}{4}$ 200 (200- $\frac{3}{4}$)			
S-LOC 4	1060-1	549 (600-1)	1060-1 $\frac{5}{8}$	549 (600-1 $\frac{5}{8}$)
 CIRCLING	1140-1 611 (700-1)	1180-1 651 (700-1)	1380-2 $\frac{1}{2}$ 851 (900-2 $\frac{1}{2}$)	1500-3 971 (1000-3)

SE-4, 07 AUG 2025 to 04 SEP 2025