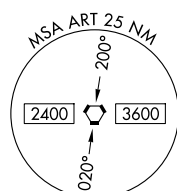
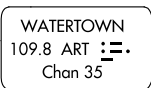


ILS or LOC RWY 7  
WATERTOWN INTL (ART)

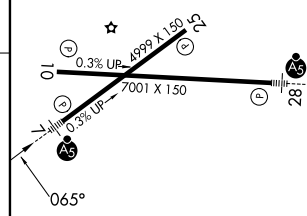
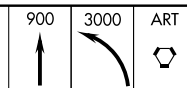
**MISSED APPROACH:** Climb to 900 then climbing left turn to 3000 direct ART VORTAC and hold, continue climb in hold to 3000.



CLNC DEL <b>120.8</b>	UNICOM <b>123.0 (CTAF)</b> <b>L</b>
--------------------------	--



ELEV 331	<b>D</b>	TDZE 319
----------	----------	----------



REIL Rwy 25 <b>1</b>					
HIRL Rwy 7-25 <b>1</b>					
MIRL Rwy 10-28 <b>1</b>					
FAF to MAP 5.1 NM					
Knots	60	90	120	150	180
Min:Sec	5:06	3:24	2:33	2:02	1:42