

LOC I-DVS <u>111.9</u>	APP CRS 357°	Rwy Ldg TDZE Apt Elev	8501 790 794
----------------------------------	------------------------	-----------------------------	---

ILS RWY 35 (SA CAT I & II)

GERALD R FORD INTL (GRR)

DME required. DME or RADAR required for procedure entry.

V
A

SA CAT I: Requires specific OPSPEC, MSPEC, or LOA approval and use of HUD to DH.
SA CAT II: Reduced lighting: requires specific OPSPEC, MSPEC, or LOA approval and use of autoland or HUD to touchdown.
Procedure NA when tower closed.

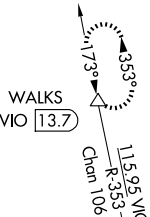
MALSR



MISSED APPROACH: Climb to 1300 then climbing left turn to 3000 on VIO VOR/DME R-353 to WALKS 13.7 DME and hold.

ATIS 118.725	GREAT LAKES APP CON ★ 128.4 257.6	GRAND RAPIDS TOWER ★ 135.65 (CTAF) 0 339.8	GND CON 121.8	CLNC DEL 119.3	UNICOM 122.95
-----------------	--------------------------------------	---	------------------	-------------------	------------------

MISSED APCH FIX

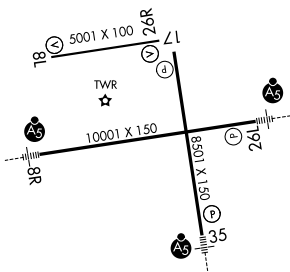


ALTERNATE MISSED
APCH FIX



ELEV 794	D	TDZE 790
----------	----------	----------

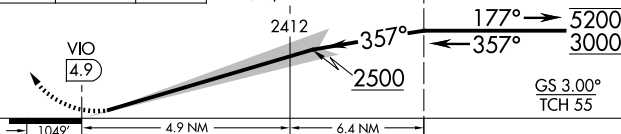
MIRL Rwy 8L-26R **L**
REIL Rwys 8L, 17 and 26R **L**
HIRL Rwys 8R-26L and 17-35 **L**



1300	3000	WALKS	VGSI and ILS glidepath not coincident (VGSI Angle 3.00/TCH 74).
------	------	-------	---

VIO VOR/DME
CALDO
OM/RADAR

One Minute Holding Pattern



CATEGORY	A	B	C	D
S-ILS 35	SA CAT I	RA 160/14	150	DA 940
S-ILS 35	SA CAT II	RA 122/12	100	DA 890

SA CATEGORY I & II ILS - SPECIAL AIRCREW
& AIRCRAFT CERTIFICATION REQUIRED