

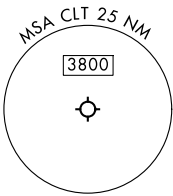
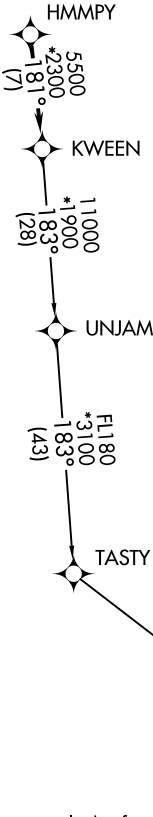
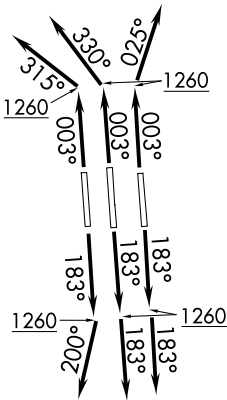
KWEEN FIVE DEPARTURE (RNAV)

CHARLOTTE DEP CON
120.5 257.2 (Rwys 36L/C)
124.0 307.8 (Rwys 18L/C/R, 36R)
D-ATIS DEP
132.1
CLNC DEL
127.15 348.6
CPDLC
GND CON
121.8 348.6 (WEST)
121.9 348.6 (EAST)
CHARLOTTE TOWER
118.1 257.8 (Rwys 18L-36R)
126.4 257.8 (Rwy 18C-36C)
133.35 257.8 (Rwy 18R-36L)

RNAV 1 - DME/DME/IRU or GPS.

RADAR required.

TOP ALTITUDE:
8000



- NOTE: For turbo jets only.
NOTE: Transponder code will be issued via PDC or Charlotte CLNC DEL.
NOTE: If unable to accept climb rates, advise ATC on initial contact.
NOTE: Accelerate to 250K, if unable advise ATC. Upon reaching 10000 MSL, accelerate to and maintain 280K, if unable advise ATC.

TAKEOFF MINIMUMS

Rwys 18L/C/R, 36C/R: Standard with minimum climb of 500' per NM to 1260.
Rwy 36L: Standard with minimum climb of 500' per NM to 1400.

NOTE: Chart not to scale.

(CONTINUED ON FOLLOWING PAGE)