

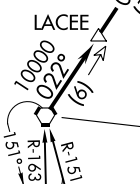
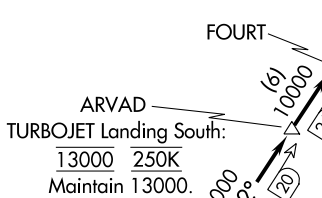
OLYMPIA TWO ARRIVAL

SEATTLE APP CON
 125.6 273.45
 BFI ATIS
 127.75
 PAE ATIS
 128.65
 RTN ATIS
 126.95
 SEA D-ATIS
 118.0

SEATTLE PAINE FLD INTL

BOEING FLD/
 KING COUNTY INTL
 RENTON MUNI
 SEATTLE-TACOMA INTL

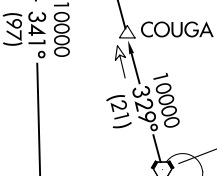
SEATTLE
 116.8 SEA
 Chan 115



OLYMPIA
 113.4 OLM
 Chan 81

PROP/TURBOPROP: 12000 250K
 Maintain 12000.

TURBOJET: Landing North: 13000 250K
 Maintain 13000.
 Landing South: 17000 270K



BATTLE GROUND
 116.6 BTG
 Chan 113

NOTE: Landing north/landing south restrictions are issued per KSEA flow.

NOTE: RADAR and DME required.

NEWBERG
 117.4 UBG
 Chan 121

(NARRATIVE ON FOLLOWING PAGE)

NOTE: Chart not to scale.

NW-1, 16 MAY 2024 to 13 JUN 2024

NW-1, 16 MAY 2024 to 13 JUN 2024

OLYMPIA TWO ARRIVAL