




MECCA ONE DEPARTURE

ASOS
118.325
UNICOM (CTAF)
123.0
RIVERSIDE RADIO
122.3
SOCAL DEP CON ★
135.275 251.1
LOS ANGELES CENTER
128.15 285.6

TWENTYNINE PALMS
114.2 TNP 
Chan 89
N34°06.73'-W115°46.19'
L-4, H-4

PALM SPRINGS
115.5 PSP 
Chan 102
N33°52.20'-W116°25.79'
L-4, H-4

THERMAL
116.2 TRM 
Chan 109
N33°37.69'-W116°09.61'

CLOWD
N33°54.17'
W115°56.36'

CONES
N33°48.28'
W116°01.11'

MECCA
N33°32.19'
W116°05.67'

NOTE: DME required.

TAKEOFF MINIMUMS

Rwys 12, 17, 30: Standard with a minimum climb of 250' per NM to 5000.
Rwy 35: Standard with a minimum climb of 402' per NM to 3400.

NOTE: Chart not to scale.

DEPARTURE ROUTE DESCRIPTION

TAKEOFF RUNWAY 12: Climbing right turn heading 147° to intercept TRM VORTAC R-136 to MECCA, then climbing left turn direct TRM VORTAC. Thence. . .

TAKEOFF RUNWAY 17: Climbing left turn heading 100° to intercept TRM VORTAC R-136 to MECCA, then climbing left turn direct TRM VORTAC. Thence. . .

TAKEOFF RUNWAY 30: Climbing right turn heading 180° to intercept TRM VORTAC R-136 to MECCA, then climbing left turn direct TRM VORTAC. Thence. . .

TAKEOFF RUNWAY 35: Climbing right turn heading 195° to intercept TRM VORTAC R-136 to MECCA, then climbing left turn direct TRM VORTAC. Thence. . .

. . . then on (assigned transition). Expect filed altitude 10 minutes after departure.

PALM SPRINGS TRANSITION (MECCA1.PSP): From over TRM VORTAC on TRM R-304 to PSP VORTAC.

TWENTY NINE PALMS TRANSITION (MECCA1.TNP): From over TRM VORTAC on TRM R-021 and TNP R-199 to TNP VORTAC.

SW-3, 05 NOV 2020 to 03 DEC 2020

SW-3, 05 NOV 2020 to 03 DEC 2020

MECCA ONE DEPARTURE