

GTLKE TWO DEPARTURE (RNAV)

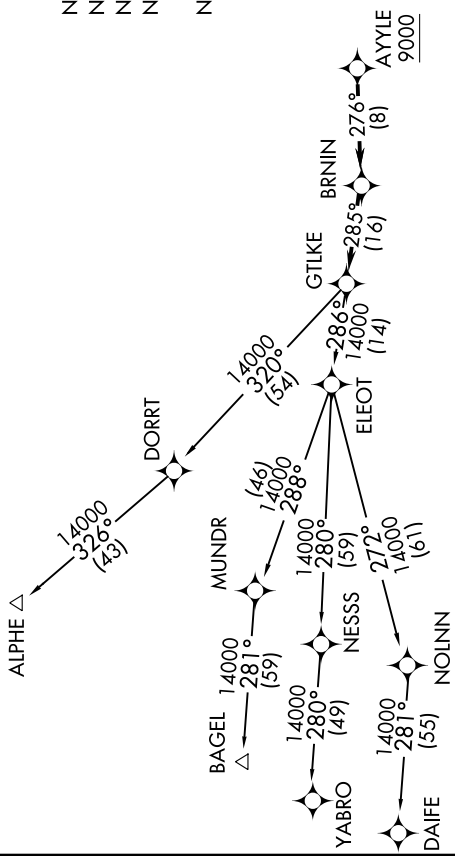
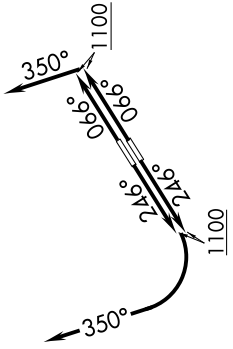

(NARRATIVE ON FOLLOWING PAGE)

EC-2, 18 JUL 2019 to 15 AUG 2019

ATIS 125.25
 CLNC DEL 339.8
 121.9 (when tower closed)
 GND CON 121.9 339.8
 LAKEFRONT TOWER ★
 124.3 (CTAF) 339.8
 CLEVELAND DEP CON
 125.35 346.325

TAKEOFF MINIMUMS:
 Rwy 6L/R, 24R: Standard with a minimum climb
 of 500' per NM to 1100.
 Rwy 24L: 400-1% or standard with a minimum
 climb of 757' per NM to 1000.

TOP ALTITUDE:
14000



- NOTE: RADAR required.
- NOTE: RNAV 1.
- NOTE: DME/DME/IRU or GPS required.
- NOTE: BAGEL TRANSITION: For aircraft landing MDW only, or as assigned by ATC.
- NOTE: DAIFE TRANSITION: For aircraft landing ORD only, or as assigned by ATC.

NOTE: Chart not to scale.

EC-2, 18 JUL 2019 to 15 AUG 2019

GTLKE TWO DEPARTURE (RNAV)