

ILS PRM RWY 10 (CAT II & III) (SIMULTANEOUS CLOSE PARALLEL) HARTSFIELD-JACKSON ATLANTA INTL (ATL)

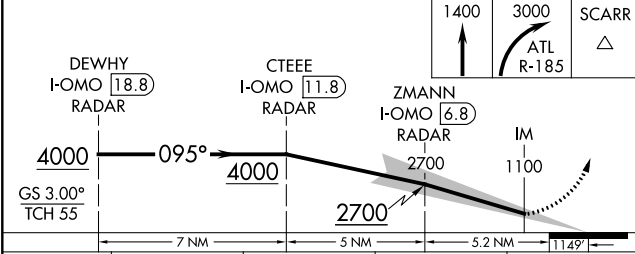
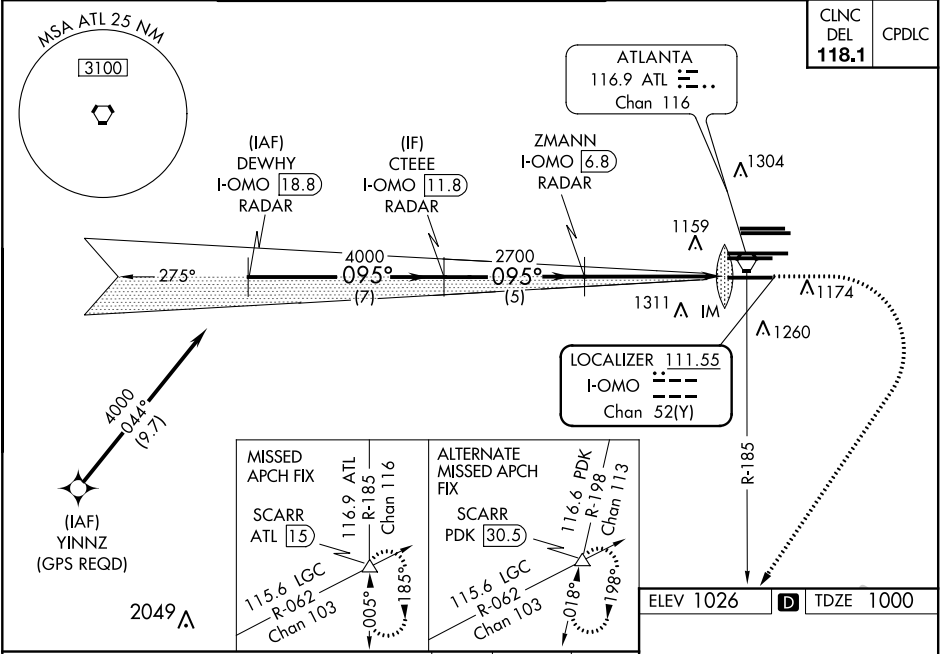
LOC/DME I-OMO 111.55 Chan 52 (Y)	APP CRS 095°	Rwy Idg 9000 TDZE 1000 Apt Elev 1026
--	------------------------	---

▼ DME or RADAR required. Simultaneous close parallel approach authorized with ILS PRM and RNAV PRM Rwy 8L or 8R or 9L or 9R, or Rwys 8L and 9L, or Rwys 8L and 9R, or Rwys 8R and 9L, or Rwys 8R and 9R. Procedure not authorized when glide slope not available. Dual VHF comm required. See additional requirements on AAUP. Localizer not suitable for electronic rollout guidance.

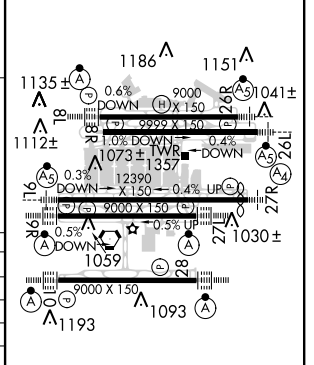
ALSF-2
A

MISSED APPROACH: Climb to 1400 then climbing right turn to 3000 on ATL VORTAC R-185 to SCARR INT/ATL 15 DME and hold.

D-ATIS ARR 119.65 DEP 125.55	ATLANTA APP CON 127.9 379.9	ATLANTA TOWER 8L-26R 8R-26L 9L-27R 9R-27L 10-28 RWYS 119.1 125.325 123.85 119.3 119.5 254.4 PRM 133.425	ALL RWYS 121.9 121.75 121.65 254.4	GND CON 10-28 121.65 254.4	ALL RWYS
--	--	--	---	---	-------------



CATEGORY	A	B	C	D
S-ILS 10		CAT II RA 110/12	100 DA 1100	
S-ILS 10		CAT IIIa	RVR 07	
S-ILS 10		CAT IIIb	NA	
S-ILS 10		CAT IIIc	NA	



CATEGORY II & III ILS - SPECIAL AIRCREW & AIRCRAFT CERTIFICATION REQUIRED

HIRL all Rwys
TDZ/CL Rwys 8L, 9R, 10, 26R, 27L and 28

ILS PRM RWY 10 (CAT II & III) (SIMULTANEOUS CLOSE PARALLEL)

SE-4, 28 FEB 2019 to 28 MAR 2019

SE-4, 28 FEB 2019 to 28 MAR 2019