

Flight Procedure Tracking Form		Action: FLIGHT CHECK	Task Type: TEXTUAL DP	Date Open: 05/04/2016	Task #: 2015052832300802001	Request #: 20150528323008
Procedure: PHILADELPHIA PA KPHL AMDT 10			Airport ID: KPHL	Airport: PHILADELPHIA INTL		Reimbursable #: NO
City: PHILADELPHIA	ST: PA	GPS #:	Estimated Chart Date: 12/07/2017		FICO #:	
Fac ID: N/A		Fac. Type:			Specialist: LIAM DONAHUE	
Procedure Review						
	Rec'd	Rel'd	Full Name	Comments		
Lead:	05/16/2017	06/16/2017	DONALD LANIER	QUALITY		
QA:	06/16/2017			3		
Liaison:				CHECKED		
Procedure Comments:			ENROUTE-NON			
			Remark Type: INFORMATION			
CONTACT: DON LANIER, AJV, 5431 MANAGER, 405.954-8242						

PHILADELPHIA INTL PHILADELPHIA, PA
TAKEOFF MINIMUMS AND OBSTACLE
DEPARTURE PROCEDURES AMDT 10
RUNWAY 8 DEPARTURE
1:500,000



NM
|
FT

4

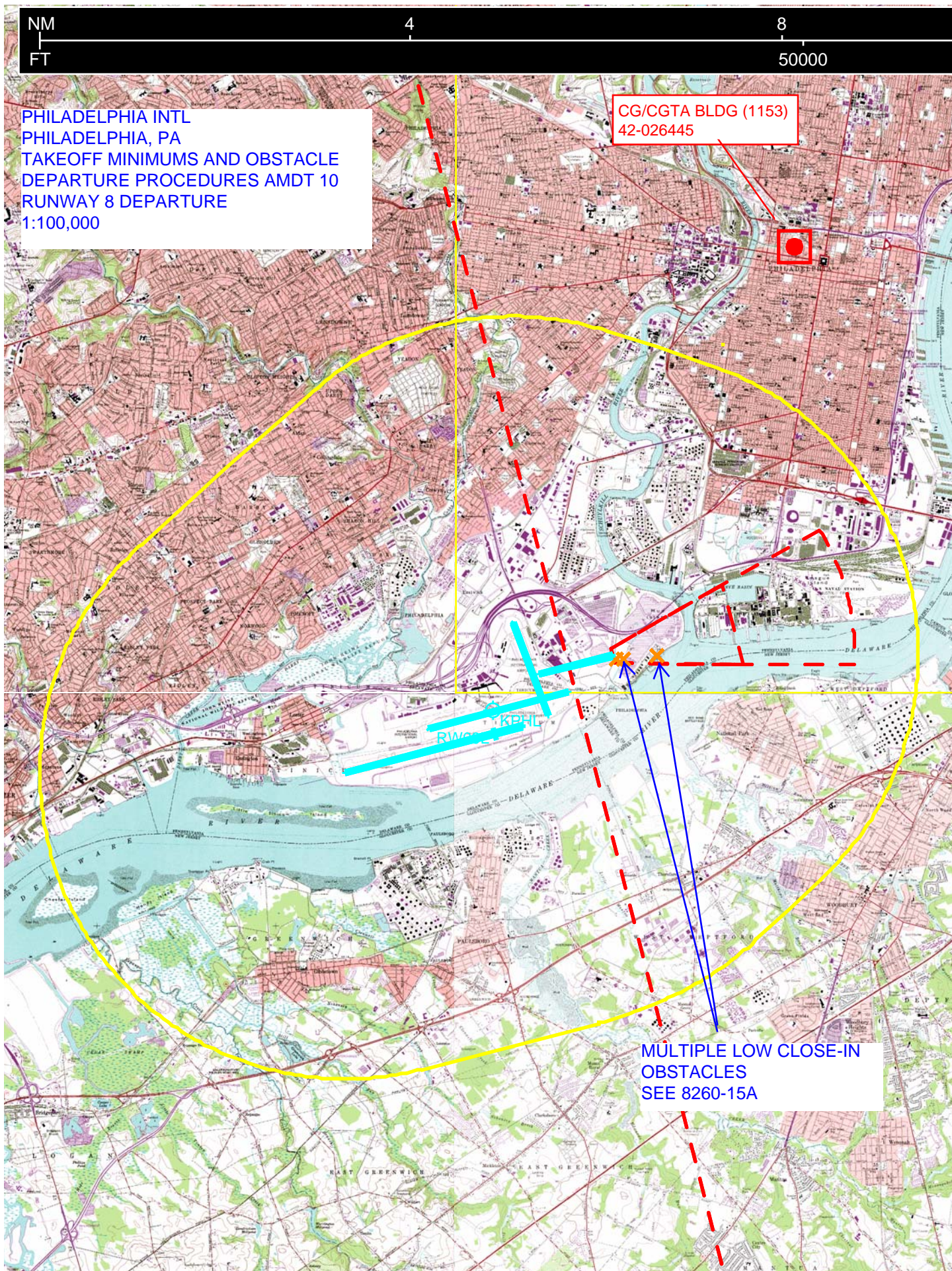
8

50000

PHILADELPHIA INTL
PHILADELPHIA, PA
TAKEOFF MINIMUMS AND OBSTACLE
DEPARTURE PROCEDURES AMDT 10
RUNWAY 8 DEPARTURE
1:100,000

CG/CGTA BLDG (1153)
42-026445

MULTIPLE LOW CLOSE-IN
OBSTACLES
SEE 8260-15A



NM
FT

21

42

200000

PHILADELPHIA INTL PHILADELPHIA, PA
TAKEOFF MINIMUMS AND OBSTACLE
DEPARTURE PROCEDURES AMDT 10
RUNWAY 9L DEPARTURE
1:500,000



50000

CG/CGTA BLDG (1153)
42-026445

TREE 26 MSL

RW

SHIP 103 MSL,

ASDE POLE
15 MSL

NM
FT

21

42

200000

PHILADELPHIA INTL
PHILADELPHIA, PA
TAKEOFF MINIMUMS AND OBSTACLE
DEPARTURE PROCEDURES AMDT 10
RUNWAY 9R DEPARTURE
1:500,000



NM
|
FT

4

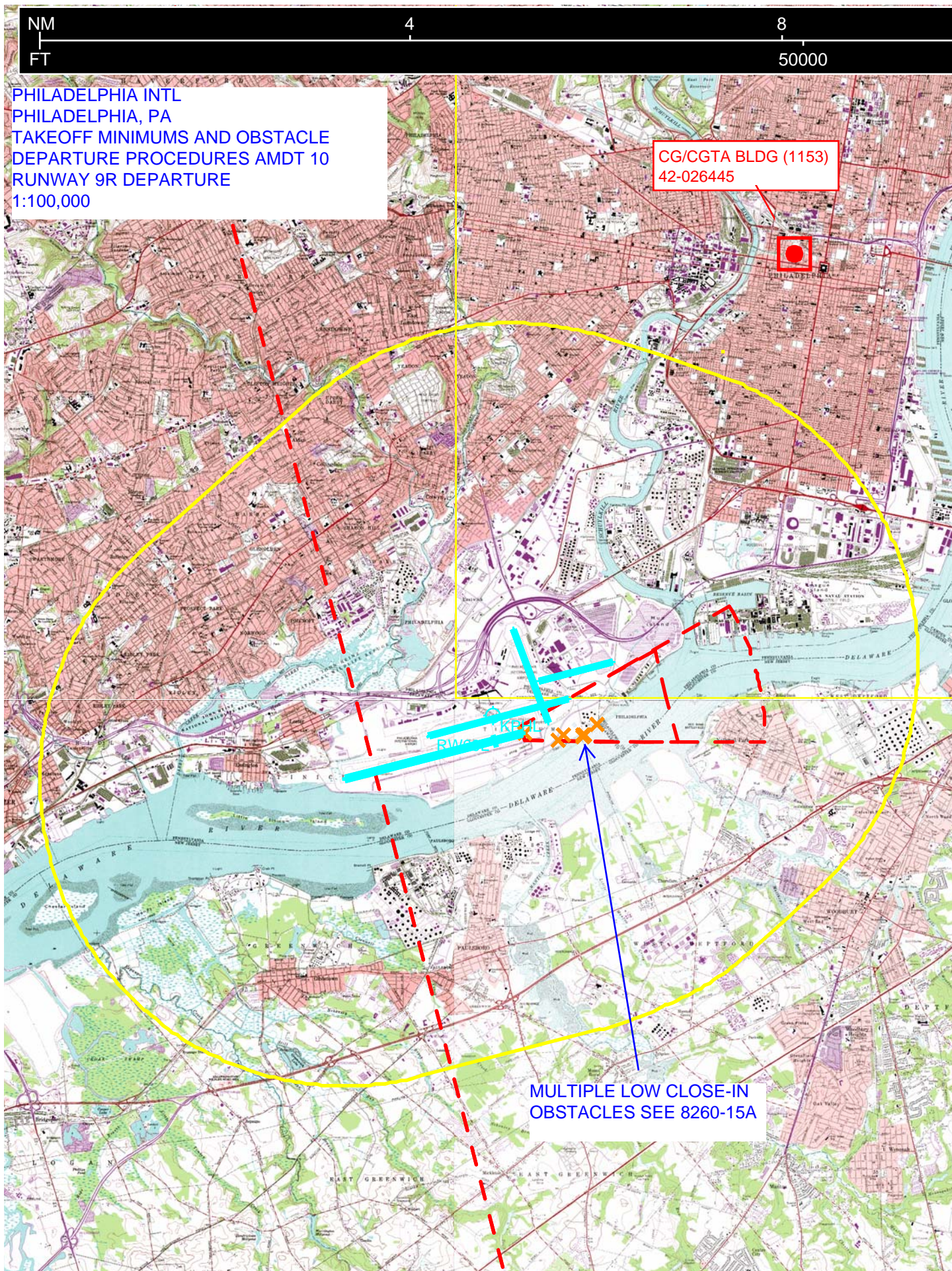
8

50000

PHILADELPHIA INTL
PHILADELPHIA, PA
TAKEOFF MINIMUMS AND OBSTACLE
DEPARTURE PROCEDURES AMDT 10
RUNWAY 9R DEPARTURE
1:100,000

CG/CGTA BLDG (1153)
42-026445

MULTIPLE LOW CLOSE-IN
OBSTACLES SEE 8260-15A



NM
FT

21

42

200000

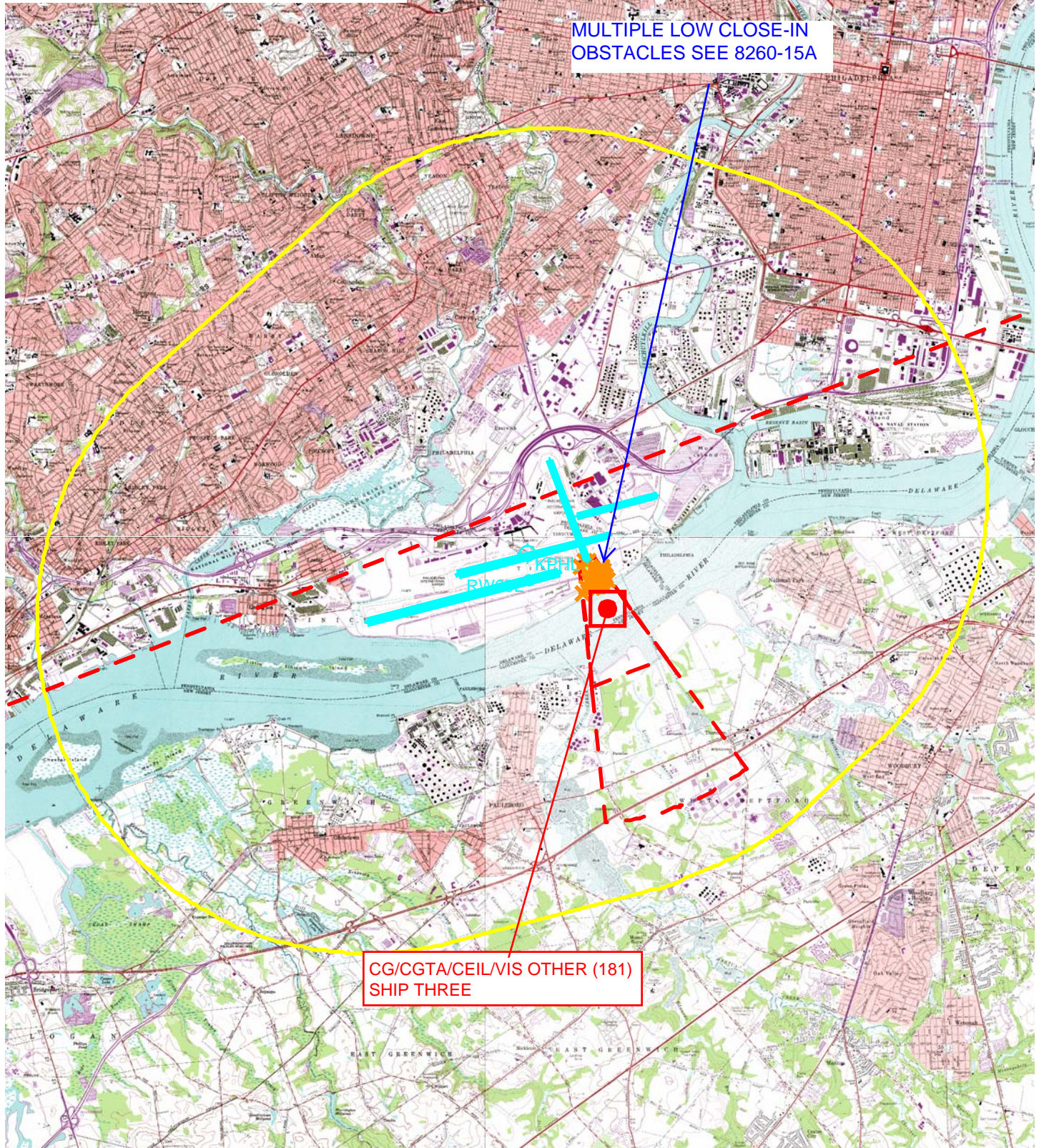
PHILADELPHIA INTL
PHILADELPHIA, PA
TAKEOFF MINIMUMS AND OBSTACLE
DEPARTURE PROCEDURES AMDT 10
RUNWAY 17 DEPARTURE
1:500,000





PHILADELPHIA INTL
PHILADELPHIA, PA
TAKEOFF MINIMUMS AND OBSTACLE
DEPARTURE PROCEDURES AMDT 10
RUNWAY 17 DEPARTURE
1:100,000

MULTIPLE LOW CLOSE-IN
OBSTACLES SEE 8260-15A



CG/CGTA/CEIL/VIS OTHER (181)
SHIP THREE

NM
FT

21

42

200000

PHILADELPHIA INTL
PHILADELPHIA PA
TAKEOFF MINIMUMS AND OBSTACLE
DEPARTURE PROCEDURES AMDT 10
RUNWAY 27L DEPARTURE
1:500,000



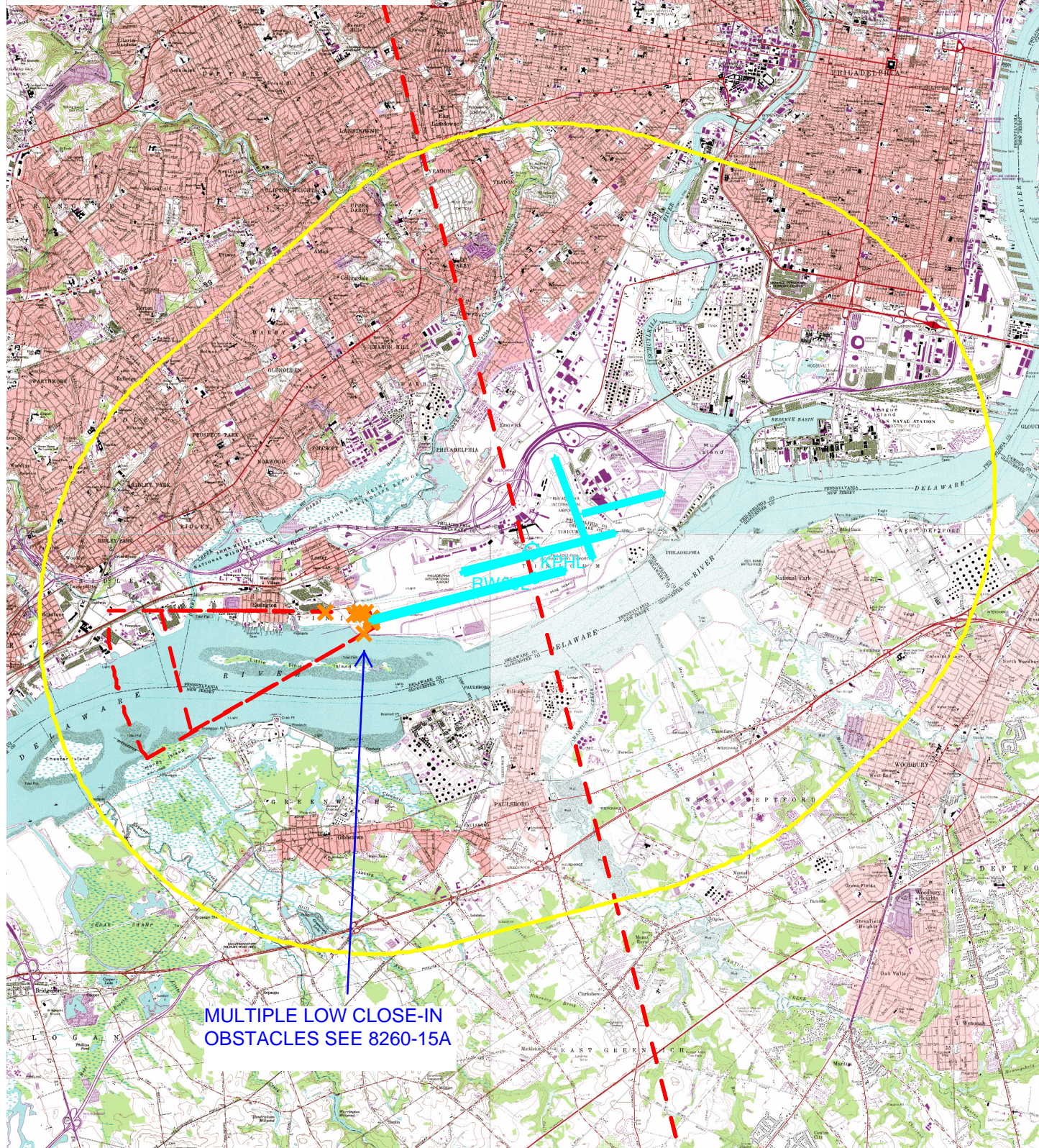
NM
|
FT

4

8

50000

PHILADELPHIA INTL
PHILADELPHIA, PA
TAKEOFF MINIMUMS AND OBSTACLE
DEPARTURE PROCEDURES AMDT 10
RUNWAY 27L DEPARTURE
1:100,000



NM
FT

21

42

200000

PHILADELPHIA INTL
PHILADELPHIA, PA
TAKEOFF MINIMUMS AND OBSTACLE
DEPARTURE PROCEDURES AMDT 10
RUNWAY 27R DEPARTURE
1:500,000



NM
|
FT

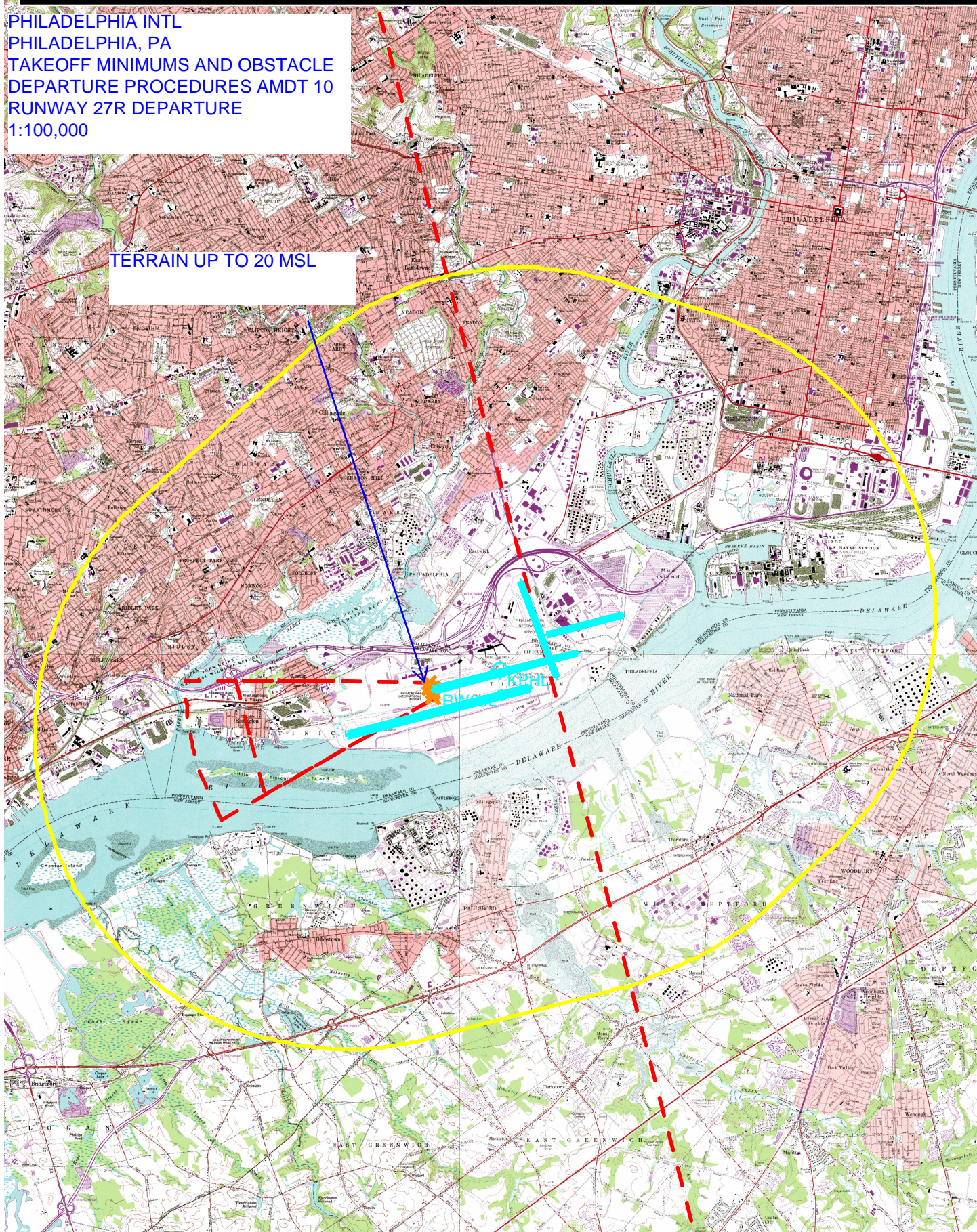
4

8

50000

PHILADELPHIA INTL
PHILADELPHIA, PA
TAKEOFF MINIMUMS AND OBSTACLE
DEPARTURE PROCEDURES AMDT 10
RUNWAY 27R DEPARTURE
1:100,000

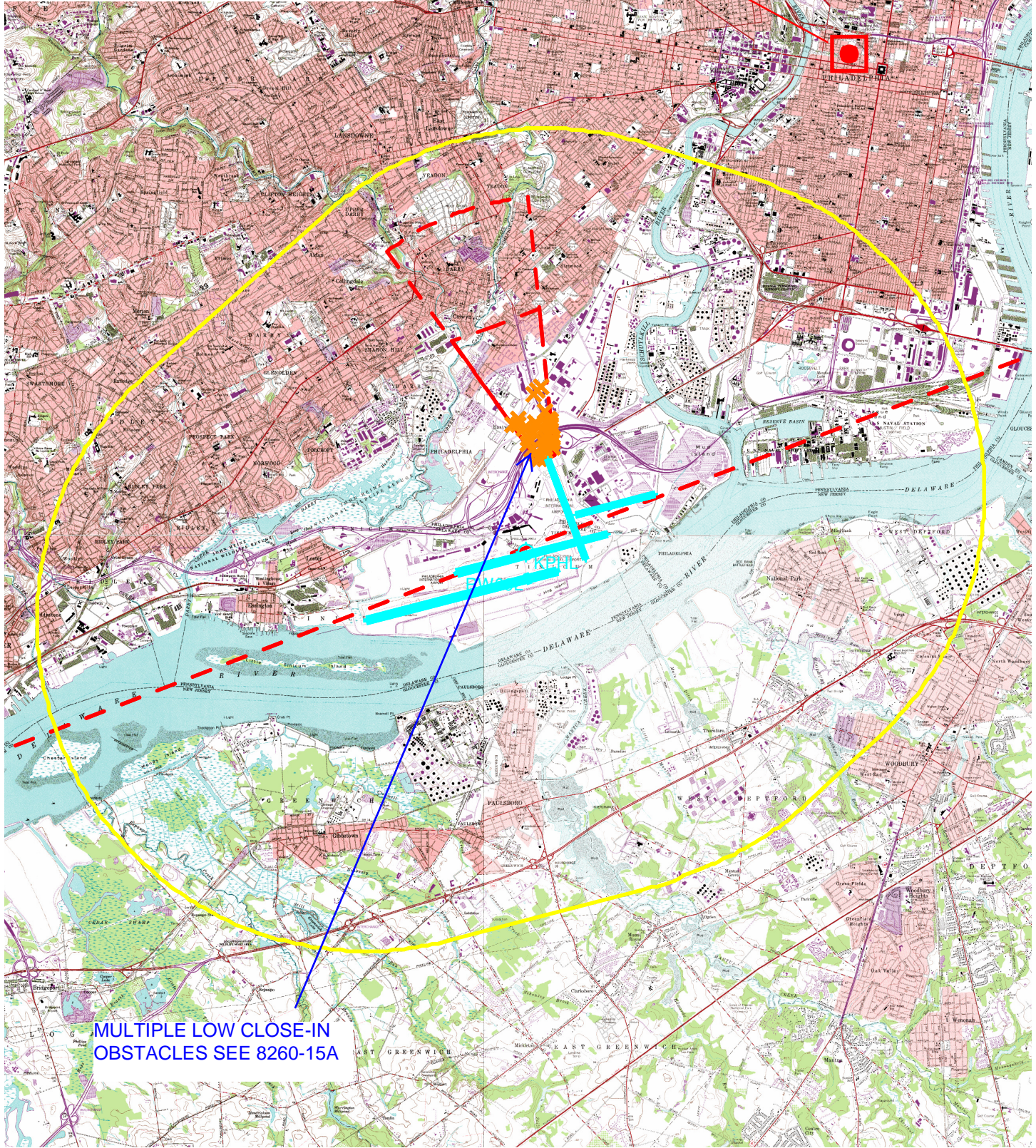
TERRAIN UP TO 20 MSL



CG/CGTA BLDG (1153)
42-026445



PHILADELPHIA INTL
PHILADELPHIA, PA
TAKEOFF MINIMUMS AND OBSTACLE
DEPARTURE PROCEDURES AMDT 10
RUNWAY 35 DEPARTURE
1:100,000



CG/CGTA BLDG (1153)
42-026445

MULTIPLE LOW CLOSE-IN
OBSTACLES SEE 8260-15A